

Crossword Puzzle Game

Words are printed vertically on one side of a strip of paper and horizontally on the other side. Students use the strips to build a crossword.

Instructions

Players: 2 Players


Materials: Glue, scissors, crossword word strips on pages 3-4, crossword-builder grid on page 5.

Preparation:

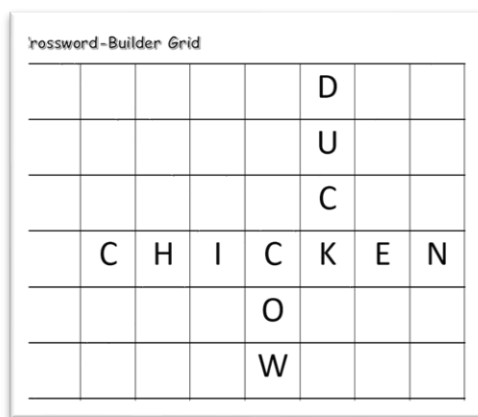
- Print the word strips and the crossword-builder grid.
- Cut along the dotted lines.
- Fold the word along the solid lines lengthwise.
- Glue the white-facing sides together.
- Put the word strips in a pile.

To Play the Game

1. Each player takes three of the word strips from the pile.
2. The player with the longest word is Player 1.
3. Player 1 begins the game.
4. Player 1 places their word face up on the crossword grid.
5. Player 1 asks Player 2 a question using the word in the crossword.
Examples: "What sound does a 'cow' make?" or "What does a 'chicken' like to eat?"
6. Player 2 places a word on top of one of a letter of the first word to start the crossword.
7. See example below:



8. Player 2 asks Player 1 a question using the word in the crossword.
9. Player 1 places another word strip face up on the crossword grid and repeats step 5.



10. If a player cannot play any word, they take a strip from the pile.
11. The first player to use all of their word strips is the winner.

Variations: Players can create their own crossword games using the Crossword-Builder Grid by using pictures or making up sentences.

Note: The upper levels of words were chosen because they are slightly longer than the earlier levels of words. This game works better with longer words than with shorter ones.

Word Strips



P	U	P	P	Y
P	U	P	P	Y

C	H	I	C	K	E	N
C	H	I	C	K	E	N

B	I	R	D
B	I	R	D

K	I	T	T	E	N
K	I	T	T	E	N

S	H	E	E	P
S	H	E	E	P

H	O	R	S	E
H	O	R	S	E


R	A	B	B	I	T
R	A	B	B	I	T

C	O	W
C	O	W

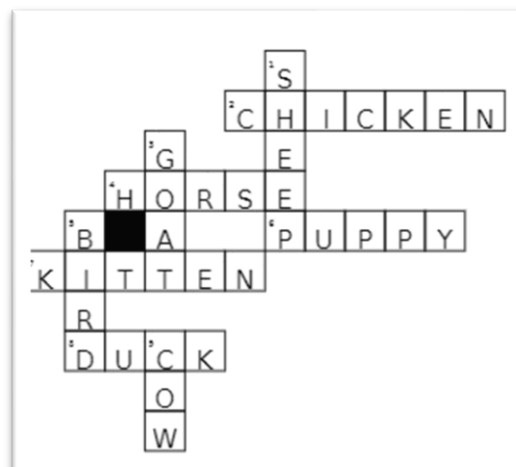
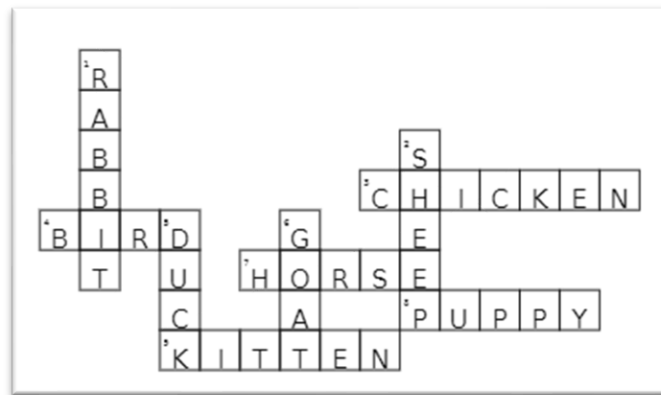
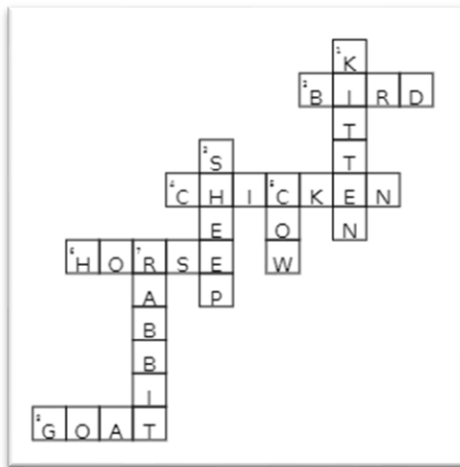
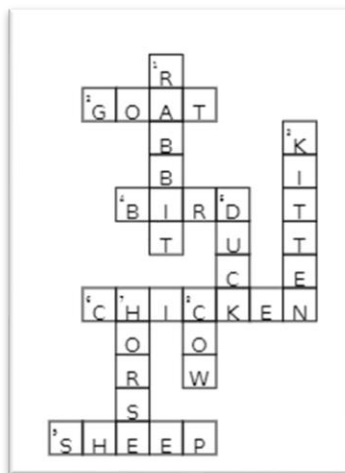
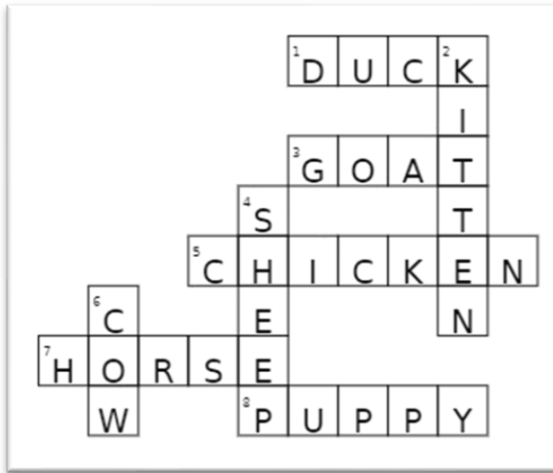
D	U	C	K
D	U	C	K

G	O	A	T
G	O	A	T

Crossword-Builder Grid



Possible examples



Instructions:

Print the word strips and the crossword grid (pages 3,4 and 5).

Say – *Cut out the word strips along the dotted lines* (pages 3 and 4).

Say – *Fold the words in half along the solid line _____.*

Say – *Glue the blank sides together.*

Say – *Each player take three word strips.*

Say – *The player with the longest word goes first.*

Say – *Player 1, lay one word strip somewhere on the crossword grid.*

Say - *Player 2, lay one word on the crossword grid.*

Make sure at least one letter crosses player 1's word with the same letter.

Key vocabulary: puppy, chicken, bird, kitten, sheep, horse, rabbit, cow, duck, goat

Skill: Identifying the animal words, read the word, solve a puzzle.